


# Welcome to Notre Dame High School



Name \_\_\_\_\_

Teacher \_\_\_\_\_ Form \_\_\_\_\_

House \_\_\_\_\_

Dear Year 6,

I hope you and your families are all well in these strange times. As you know, today, Wednesday 7th July is part of your Induction to Notre Dame High and in normal circumstances as we have done so many times before we would have been standing at the gates welcoming all of those nervous, excited and joyful smiles enter the school site. Unfortunately, we cannot do this today which can be very upsetting for staff, children and parents. However, this is not going to stop us welcoming and making you feel part of the Notre Dame Community. I know we have had various zoom meetings, emails and telephone calls over the recent months but we are really looking forward to meeting you in all person. Finally, as the once great St. Paul said, *'I have fought the good fight, I have kept the faith!'* You too must keep the faith in these difficult times and I look forward to seeing you finally start your educational journey in secondary school at Notre Dame.

Kind regards,

Miss C Rollinson (Mrs Rauf in September)

**Head of Year 7**

# Notre Dame Induction Pack

Please note: Remember!! You will need this as well as all the activities you complete during the day for when you start Notre Dame in September so make sure you put it somewhere safe!



## Getting to know me...

### Activity 1:

Secret Fact: \_\_\_\_\_  
\_\_\_\_\_

### Activity 2:

5 Facts about St. Julie:

1. \_\_\_\_\_
2. \_\_\_\_\_
3. \_\_\_\_\_
4. \_\_\_\_\_
5. \_\_\_\_\_

## Notre Dame Houses

What are the names of the four Houses and their colour?

1. \_\_\_\_\_

Colour: \_\_\_\_\_

2. \_\_\_\_\_

Colour: \_\_\_\_\_

3. \_\_\_\_\_

Colour: \_\_\_\_\_

4. \_\_\_\_\_

Colour: \_\_\_\_\_

**Challenge:** can you find out the reason why the Houses are given these names?

---

---



## My New Form

*You will not need to do this now, but you will be in September. However, using the powerpoints on the Transition part of the School's website can you complete the relevant sections (\*)?*

My new form is:	
My form teacher is:	
My form room is:	
My form room is in:	
My House is:	
My House colour is:	
Other forms in year seven are:	
My Head of Year is: (*)	
The Head teacher is: (*)	
The Chaplaincy Team is led by: (*)	
The Pastoral Managers are: (*)	
The assistant attached to our year group is?	


What do I need to bring with me?

Draw a spider diagram of the things which you need to bring with you.




What do I need to wear?

Label the items of uniform you must wear.



What do I need to wear for PE?

Label the items of uniform you must wear in PE.



My P.E. Shirt colour is (House colour):



## Tour and Quiz

To answer the quiz questions you will need to follow the directions to go to different buildings. Look out for clues to help you answer the questions.

**START** = *Go across the drive into the main building through the side entrance green door. Go up the staircase (next to the entrance where you have just come in) up to the first floor and turn right.*

1) What very special room is on this corridor?

2) Who is pictured in the stained glass window on the right?  
*Nobody knows who the figure in the left hand window is. It is a mystery!*  
*Turn left at the end of the corridor.*

3) Who said 'I am enough of an artist to draw freely upon my imagination'?  
*Go up the staircase and look to your left.*

4) What lessons are taught on this corridor?  
*Turn right, back towards the top of the staircase towards **THE SALLE**.*

5) What will you mainly come to **THE SALLE** for?  
*Turn right at The Salle and left at end of corridor, then go through doors straight ahead into St. Joe's building.*

6) Complete the quote: 'The only time you fail is when you stop.....'

7) Mrs Vivian and Mrs Cooper work in the office on the left. What is their job?  
*Go back the way you came through the double doors and turn left down the **SCIENCE CORRIDOR**.*

*Turn right at the end of the corridor and continue outside. Head for the sportshall.*

8) Whose statue do you see on the way?  
*Go into the sportshall.*

9) How many basketball nets are there inside?

*Turn back out onto the drive and turn right towards the canteen. Go through the double doors on the LEFT.*

10) Mrs Hutchinson works in the office on the ground floor of this building. What is it used for?

*Go up main staircase and turn left at the top.*

11) Whose office is on the left?

*Go along corridor towards the staffroom.*

12) What is SJ2 used for?

*Go down the staircase outside next to the staffroom. Turn left at bottom of stairs into **CITY LEARNING CENTER (CLC)**.*

13) What word is written on the white wall straight ahead of you?

14) Name **one** faith, other than Christianity, that is represented in the mural next to this word?

*Go through doors leading to the changing rooms. Go outside at end of corridor. Turn left heading towards the chapel, but **STOP** just before the chapel.*

15) What is this place?

*Turn left, up the steps and then right, towards the music block.*

16) Which pop group is pictured above the door of MU6?

*Come out of the music block and turn right and right again towards Oakbrook. Head on the path next to the Astroturf pitch towards St. Julie's.*

17) Whose statue do you see near to the allotment?

*Follow the path that runs alongside the '3G' field. Follow this path all the way to the bottom tennis courts. When you are overlooking the tennis courts turn right and head towards bridge at end of path. Cross the bridge into the teaching block here.*

18) What is mainly taught in these rooms H1, H2, H3, H4?

*Go down the staircase and through the double doors to outside. Turn right and enter the Technology block at the side entrance, next to the History Block, near to the bridge where we have just walked past.*

19) Name one subject that is taught in here

*Walk along the corridor and come out of the Technology block at the other end. Go into the **OPEN LEARNING CENTRE (OLC)**.*

20) Whose life story is illustrated at the entrance to the OLC?

*Facing the Library, turn left, go through the doors. Have a look at the walls.*

21) What subjects are mainly taught in the OLC?

**WELL DONE! YOU'VE FINISHED!**

Your tutor will escort you back to your classroom.

## Tour and Quiz

Using the following link to guide yourself around the school site and then answer the Virtual Tour Quiz below. Answers will be given out in September.

<https://poly.google.com/view/c9a1ZODak1C>

**Q1:** What is the colour of the car parked on the left hand side of the main building?

---

**Q2:** What road is the Notre Dame Main School Reception on?

---

**Q3:** What is outside the bay window of the Main School Reception?

---

**Q4:** As you enter the Student Reception, what classrooms are on your right?

---

**Q5:** What colour is the School's minibus?

---

**Q6:** What is the name of the building where the bike racks are?

---

**Q7:** In what building will you find the Head of Year office, the Medical Room and Student Reception?

---

**Q8:** What is the role of the Premises Team?

---

**Q9:** What building are the RE and English classrooms in?

---

**Q10:** Where would you find the CLC?

---

**Q11:** Who is the statue of outside the St. Julie's building?

---

**Q12:** What has been painted down the drive behind the school's minibus?

---

**Q13:** What building is opposite the English corridor entrance?

---

**Q14:** What is between the St. Julie building and the OLC?

---

**Q15:** How many rubbish bins are on the top yard?

---

**Q16:** Which building overlooks the bottom yard and basketball courts?

---

**Q17:** How many big and little goals are there on the 4G astro pitch?

---

**Q18:** What building overlooks the long jump pitch?

---

**Q19:** What lessons are taught in the Chapel?

---

**Q20:** If I walk from the Chapel into the canteen area and left using the other entrance of the canteen where would I end up?

---

## What to do if you are worried about something

Draw a line joining the problem on the left with the right solution.

Being bullied

You will quickly learn your way around. If in doubt ask any member of our school

Not making friends

We want you to try your best, if you find the work too hard, speak to your subject teacher. Don't be worried about asking for help.

Getting lost

You will soon get into the swing of using your journal to organise your homework. If you have any problems with your homework speak to your subject teacher.

Homework

We don't expect that you will be bullied. But if you are you must tell a member of staff.

Not being able to do the work

You will soon make friends; there will be many students who will feel the same as you.

Getting to school

We don't expect you to get into trouble but if you do we will deal with things fairly and move

Not having the right books

Get into a routine of using your journal to check your timetable so that you know what to pack in your bag the night before.

If there is a problem

Whether you get to school by bus or another way you will quickly get used to it.

Not getting on with teachers

You must tell your form teacher, Ms Rollinson or Mrs Vivian.

Getting into trouble

We don't expect a problem, but Notre Dame is full of very caring and supportive teachers and support staff who you can ask for help.

## People Search

*Please note: You will not need to do this now, but you will be in September.*


Find someone in your form who fits the following descriptions and ask them to initial the box.

Find someone who has lived in a different country.	Find someone who plays a musical instrument.	Find someone who supports the same team as you.	Find someone who collects something.
Find someone who loves vegetables.	Find someone who has an unusual pet.	Find someone who has read a good book recently.	Find someone who plays a sport after school.
Find someone who has a skateboard.	Find someone who likes the same music as you.	Find someone who has a birthday in the same month as you.	Find someone who has the same first letter for their name as you.
Find someone who has two brothers.	Find someone who has two sisters.	Find someone who has a brother and a sister.	Find someone who has relatives in another country.

## St Julie Crossword

Read the information on the next page and use it to help you answer the crossword questions below. The number after the clue tells you how many letters the word has.

1. What is the translation of 'Notre Dame'? (3,4)
2. The Sisters of Notre Dame think it is important for everyone to have an \_\_\_\_\_. (9)
3. Julie always wanted to be a \_\_\_\_\_. (7)
4. During the French Revolution, Julie escaped in a \_\_\_\_\_. (7)
5. After she escaped, where did Julie hide? (9)
6. In what month do we celebrate St Julie's Day? (3)
7. The town of Cuvilly is in the region of \_\_\_\_\_. (7)
8. Where was St Julie born? (7)
9. What flower is associated with St Julie? (9)
10. The Sisters of Notre Dame wore \_\_\_\_\_ and white. (5)
11. Julie had the gifts of prayer and \_\_\_\_\_. (7)
12. After her father was shot at, Julie became \_\_\_\_\_. (9)





## St Julie and the Sisters of Notre Dame

Our school is special. It was started by a group of women called the Sisters of Notre Dame ('Notre Dame' is French for 'Our Lady', meaning the Virgin Mary, mother of Jesus). They believe that it is important for everybody to have an education, so they start free schools in places where children might not otherwise be able to go to school.

The Sisters of Notre Dame were started by a woman called St. Julie - although she wasn't a saint then! **We use the names of some of the places where St Julie lived as the names of our four houses in school.** These names are underlined.

Marie Rose Julie Billiard was born in the village of Cuvilly, in a region of France called Picardy in 1751. Even as a young girl she knew she wanted to be a teacher, and her friends would ask her to tell stories from the bible and she would teach them about God. Julie made her First Holy Communion when she was nine years old. Julie's family became very poor so Julie went to work in the fields, but she continued to teach the people she worked with while they ate their lunches.

One day, someone shot at Julie's father. Julie suffered a shock which resulted in her becoming paralysed and bed-ridden. However, she was determined not to give up on her dream and she continued to teach the children who came to her bed side.

Because she loved God and was doing His work, Julie's life was in danger during the French Revolution. She escaped from the house where she had been living in a hay cart and went to the town of Compiègne. Whilst she was in hiding she saw in a dream a vision of some women wearing black and white gathered around the Cross of Christ. She realised that they would be an important part of her life and the way that the women were dressed would later become the uniform for all of her Sisters of Notre Dame. Trusting in God, Julie, along with her friend Françoise, made the vows of Poverty, Chastity and Obedience in the chapel of their house. Here she began the teaching and instructing of children. Julie was miraculously cured of her paralysis and was blessed with supernatural gifts of prayer and healing. More women came to join Julie and the Sisters spread into Belgium. There are now Sisters of Notre Dame all over the world. St Julie is associated with sunflowers because she said, *"Just as the sunflower always turns and follows the sun, so we should always turn our hearts and minds towards God."*

Eternal peace came to Julie when she died during Holy Week on April 8, 1816. On the 13<sup>th</sup> May each year we celebrate the day when St. Julie was declared Blessed.

# Prayer to St Julie



† Saint Julie, pray for us,  
protect us, and bless us. †

**Amen**



What do you think *St. Julie* is trying to say?

---

---

---

---

---

*Just as the sunflower always turns and follows the sun, so we should always turn our hearts and minds towards God.*

*-St Julie*

***People I have met today and would like to keep in touch with***

*Please note: You will not need to do this now, but you will be in September*

<b>Name</b>	<b>Phone</b>	<b>Email</b>

Well done, you have reached the end of your booklet! I hope you now know much more about our school and that you are looking forward to joining us.

We will see you all for your first day at Notre Dame which we will be sending further details about more nearer the time.

I hope your time at Notre Dame will be a happy one full of special moments and wonderful experiences. We are all very excited about sharing the journey with you.

Until we meet again may the Good Lord keep you close and have a wonderful summer with your family and friends.

Ms Rollinson & the Y7 tutor team

