



KEY STAGE 3 PARENTAL INFORMATION



Modern Foreign Languages



BONJOUR



Aims of the talk

1. To give a brief overview of what students at Notre Dame study in French/Spanish in y7 and y8.
2. To outline ways in which you can help your child do their homework.

GROUPINGS + PATHWAYS



MFL is studied by all pupils up to Year 11 when they take the GCSE.

Y7 and 8 are taught in forms.

Setting takes place at the end of Y8 ready for GCSE. The basics students learn in y7 and y8 are fundamental to success at GCSE.

S C H E M E O F W O R K



French

Spanish

Y7

Dynamo 1

Viva 1

Y8

Dynamo 2

Viva 2



10

once

11

10

once

11

10

once

11

10

once

11

10

once

11

10

once

11

10

once

11

10

once

11

10

once

11

10

once

11

10

once

11

10

once

11

10

once

11

10

once

11

10

once

11

10

once

11

10

once

11

10

once

11

10

once

11

10

once

11

10

once

11

10

once

11

10

once

11

10

once

11

10

once

11

10

once

11

10

once

11

10

once

11

10

once

11

10

once

11

10

once

11

10

once

11

10

once

11

10

once

11

10

once

11

10

once

11

10

once

11

10

once

11

10

once

11

10

once

11

10

once

11

10

once

11

10

once

11

10

once

11

10

once

11

10

once

11

10

once

11

10

once

11

10

once

11

10

once

11

10

once

11

10

once

11

10

once

11

10

once

11

10

once

11

10

once

11

10

once

11

10

once

11

10

once

11

10

once

11

10

once

11

10

once

11

10

once

11

10

once

11

10

once

11

10

once

11

10

once

11

10

once

11

10

once

11

10

once

11

10

once

11

10

once

11

10

once

11

10

once

11

10

once

11

10

once

11

10

once

11

10

once

11

10

once

11

10

once

11

10

once

11

TOPICS



French

Y7

My Life

My School

My Hobbies

Family and Family Life

Y8

Holidays (past tense)

Festivals & Celebrations (future tense)

Free Time & Media

Home and Area

Spanish

Y7

My Life

My Free Time

My School

My Family and Friends

Y8

Holidays (past tense)

Free Time & Media (future tense)

Food and Drink

Going Out



ASSESSMENT

- Three set vocab tests per module
- Mid-module assessment (paired speaking task)
- Formal assessment – Listening, Reading, Writing

Vocab tests: Mark / 10 (& Bronze, Silver, Gold)

Mid-module assessments: Mark / 12 (& Bronze, Silver, Gold)

Formal assessments: Mark / 36.

Success criteria similar to / adapted from the lower GCSE grades.



Notre Dame

Essential Vocabulary Dynamo 1 Module 1




Below is the key vocabulary that you will be tested on in this module.

You should prepare for each vocab test by writing the vocabulary out from memory and then checking and rewriting.
Keep practising – little and often is best.

The test will have ten questions. For each question you will be given the English word and you will write the French.
Spelling is important.

All of the bronze vocabulary will be included in the test, three items from silver and two from gold. Therefore, if you find some of the words hard, prioritise the Bronze list.



	Test 1		Test 2		Test 3	
	un	1	j'aime	<i>I like</i>	je suis	<i>I am</i>
	deux	2	je n'aime pas	<i>I don't like</i>	il est	<i>he is</i>
	trois	3	j'adore	<i>I love</i>	elle est	<i>she is</i>
	quatre	4	je déteste	<i>I hate</i>	grand(e)	<i>tall</i>
	cinq	5	je préfère	<i>I prefer</i>	petit(e)	<i>small</i>
	six	6	parce que	<i>because</i>	intelligent(e)	<i>intelligent</i>
	sept	7	car	<i>because</i>	amusant(e)	<i>funny</i>
	huit	8	c'est	<i>it is</i>	arrogant(e)	<i>arrogant</i>
	neuf	9	génial	<i>great</i>	timide	<i>shy</i>
	dix	10	nul	<i>rubbish</i>	patient(e)	<i>patient</i>
	onze	11				
	douze	12				
	treize	13	dix-sept	17	Le vélo	<i>cycling</i>
	quatorze	14	dix-huit	18	Le collège	<i>school</i>
	quinze	15	dix-neuf	19	La musique	<i>music</i>
	seize	16	vingt	20	Le foot	<i>football</i>
					Les vacances	<i>holidays</i>
					Je ne suis pas	<i>I am not</i>
					bavard(e)	<i>chatty</i>
					fort(e)	<i>strong</i>
					méchant(e)	<i>mean / nasty / bad</i>
					sympa	<i>nice</i>



Can be
downloaded from
the MFL pages of
the school website
along with
timelines

H O M E W O R K



Set via Satchel One – approximately 30 minutes. This will vary from week to week, some weeks maybe slightly more, sometimes slightly less.

- **Vocab learning**
- Assessment preparation and revision
- Research into cultural aspects of Target Language countries
- Online learning (eg. Quizlet.com)
- Translation
- Grammar exercises
- Written paragraph based on previous class work
- Poster / display work



HOW TO SUPPORT YOUR CHILD

Encourage them to learn vocabulary on a regular basis.

Offer to test them on their vocabulary. Even if you do not know the language, they can spell out the words to you.

Ensure that they are aware of deadlines for assessments/coursework / module tests. Keep a note of these important dates and remind them.

If you have internet access encourage them to log onto language websites including quizlet.com, www.languagesonline.org.uk and a variety of other websites... see list attached

If your son / daughter is absent, impress on them the need to copy up any work missed - especially new vocabulary and grammar structures.

HOW TO SUPPORT YOUR CHILD



Encourage them to look at corrections to written work so that they learn from them and avoid making the same mistakes again.

Encourage them to listen to any French / Spanish available on the radio / television.

If you are going to a French / Spanish speaking country do encourage them to use their language.

Talk to them about the reasons they are learning a language; cultural awareness, improved knowledge / understanding of their own language, improved job prospects, development of valuable skills, ability to communicate, opening up of more possibilities.

Stay positive!

HOW TO SUPPORT YOUR CHILD



You know your own child best, every child is different. Some will need quite clear and strict rules in place to do their homework whereas some students will be *too* conscientious and worry when they don't need to. You will know how to motivate your child or calm them down as is best in each individual situation.

One of the mottoes of St. Julie (our school saint) is “teach them what they need to know for life”. With homework the aims are:

- a) To improve academically in the subject
- b) To build independence and resilience – which are qualities which will serve the children well now and right into their adult lives.

ONLINE RESOURCES



www.linguascope.com

www.languagesonline.org.uk

www.pearsonactivelearn.com

www.zut.org.uk

www.oye.languageskills.co.uk

www.alienlanguage.co.uk

www.bbc.co.uk/languages

www.bbc.com/bitesize

www.quizlet.com

www.duolingo.com

www.senecalearning.com

www.wordreference.com

CONTACT



Head of MFL

wegurrola@notredame-high.co.uk