



Year 10 Work Experience

29/06/26 - 03/07/26



We Develop Holistic Learning Communities that Educate for Life

"I came that they may have life, and have it to the full." John 10:10

What? → 1 week of in person work experience for all Year 10 students

When? → Monday 29th June – Friday 3rd July

Why? →

- Develop skills needed for the world of work
- boost confidence and aspirations
- Support with planning for next steps after GCSE's

What a good work placement is (and isn't)

A good work placement helps your child to understand what it's like to work in a particular job or sector. It should:

- be safe and well-structured
- include real tasks or observations
- offer chances to speak with professionals
- build skills like communication, time management, or teamwork
- help your child reflect on their interests and future goals

And it **shouldn't** be:

- unstructured or poorly supervised
- limited to repetitive tasks like filing or making tea
- unrelated to your child's career interests
- lacking in opportunities for learning or feedback

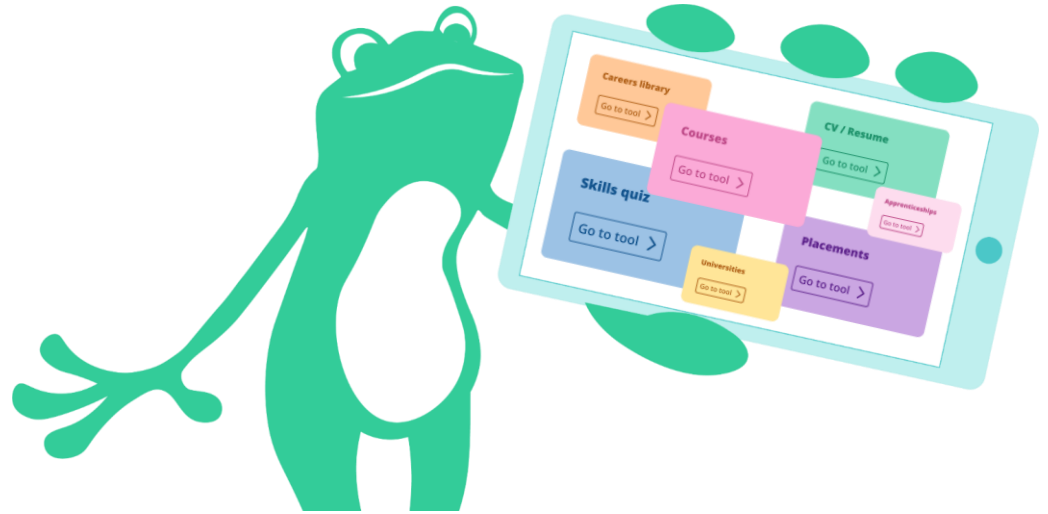
Key Deadline: 31/01/26

Have organised a Work Experience placement and logged it on Unifrog

What is Unifrog?



Unifrog is an **online careers platform** used by over half of the secondary schools and colleges in the UK. The platform has various tools to help students research careers and future pathways, draft CVs and personal statements, and manage work experience.

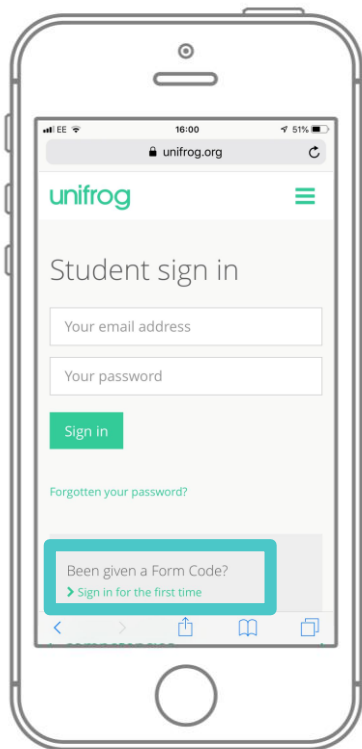


Access all tools on Unifrog to learn what options are available, access good quality information, and search for opportunities to support your child.

Quizzes	Exploring pathways	Recording what you've done	Searching for opportunities	Drafting application materials	Making applications
Interests profile	Careers library	Activities	UK universities	UK Personal Statement	Post 18 Intentions
Personality profile	Subjects library	Skills	US universities	Classes	Locker
Work environments profile	Know-how library	Interactions	European universities	Subject References	Applications list
Skills profile	MOOC		Oxbridge	CV / Resumé	
	Webinars		Canadian universities	Writing tool	
	Read, Watch, Listen		Asian universities	Common App Essay	
			Australasian universities	US recommenders	
			MidEast and Africa unis	Notes for Reference writers	
			Irish universities		
			Special Opportunities		
			Events		



To sign up for your parent account



Scan this QR code or go to www.unifrog.org/student and click 'Sign in for the first time'

You'll be asked for some details and a Sign up Code. This is what you need:

NDHSparents

After signing up, log into Unifrog using your email address and password via the student sign-in page!



Using the Unifrog Placements tool

Unifrog's Placements tool **helps schools, students, parents and employers with the admin behind work experience.**

More than 1900 schools use this tool to organise work experience, and 345,000+ placements have been processed through the tool!

[2 min overview of the Placements tool](#)

Placements

Go to tool >



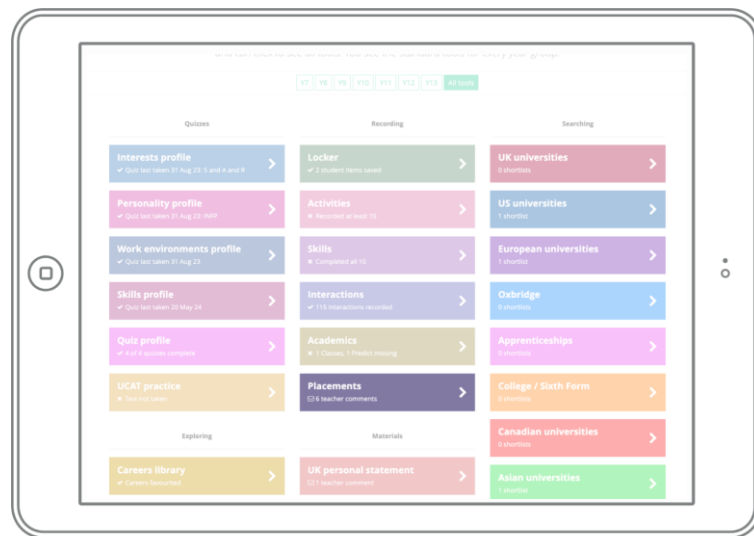
Using the Unifrog Placements tool

After the student has agreed a placement with an employer, they need to log into their Unifrog account to log the Placement.

This starts off a chain of forms - after the student completes the first form:

- The system emails the employer to complete their form
- The parent/guardian form comes next
- The school/college completes their permission form

[Here's](#) everything parents/guardians need to know about placements forms.



Student Form

Once a student secures a placement, they must complete and submit the Unifrog placement tool. Unifrog then automatically contacts the employer, (using the employer email on the student form- make sure it is accurate). Information in the student form is shared with the employer, so detail any medical issues or additional needs.



Employer Form

The employer receives a link to Unifrog and completes their own form. This includes key questions about the placement, their health & safety practices, insurance and risk assessments. Once submitted parents/carers are notified.



Parent / Carer Form

Parents/carers review all the information (student & employer forms) and consent to participation. They can add any further details if needed.



Placement Coordinator Review

The schools work experience coordinator reviews all answers from each form and decides if the placement is approved. If approved, the student, parent and employer will be automatically notified, by email. The placement can then occur. Occasionally, an answer may generate further enquiry. The placement coordinator will contact the various people to clarify any issues, before hopefully approving the placement.

In short, what we need from you...



Your support in
helping your child
find a suitable
work experience
placement

You to read and
complete the
parental
permission form
sent by Unifrog

How can I support my child in finding a placement?

Frequently discuss work experience to help you child:

- Identify their interests and goals
- Research and find local employers
- Contact employers directly

Full Guide Here: [For parents and caregivers: how to help your child find a work placement : Unifrog Blog](#)

My Child does not know what interests them

Quizzes

Interests profile

Personality profile

Work environments
profile

Skills profile

Exploring pathways

Careers library

Subjects library

Know-how library

MOOC

Webinars

Read, Watch, Listen

- Complete the quizzes on Unifrog
- Use their quiz profile to search the careers library for inspiration
- Use the apprenticeships tool and the employers guide to find local employers



Next steps

Students

- ✓ Agree a placement with an employer.
- ✓ Log the information on the Unifrog placements tool.

Parents/Carers

- ✓ Support your child to source a placement. Encourage them to log it on Unifrog.
- ✓ Look out for an email from Unifrog once the student and the employer have completed their forms.

More info



- 1 Unifrog have created **a set of guides about placements** [here](#).
- 2 [This](#) is the best guide to start with
(it includes **a short animation of how the whole process works**).
- 3 Next, we recommend looking at [this guide](#)
(it includes **advice on how to find a placement**).



*Scan the QR to
see all guides*

Pro tip: check out the apprenticeships tool on Unifrog to research local employers who may be open to hosting a placement.

Apprenticeships

You have 10 shortlists

[Go to tool](#) >